

Making a Resilient Community: Forgotten Homes



PRESENTED BY:

Joe Wheelock

Heartland Tree Alliance Program Manager; Bridging The Gap
joe.wheelock@bridgingthegap.org





RECYCLING

WATER AND ENERGY CONSERVATION

VOLUNTEERISM

HEARTLAND TREE ALLIANCE

KC WILDLANDS

LITTER ABATEMENT

WORKFORCE DEVELOPMENT



Heartland Tree Alliance

Tree Planting

Young Tree Maintenance

Workforce Readiness

Education

Advocacy



ALLIANCE FOR COMMUNITY TREES DAY

Kansas City MO 32%

ACRES	CANOPY ACRES	CANOPY PERCENT	IMPERVIOUS ACRES	IMPERVIOUS PERCENT	PERVIOUS ACRES	PERVIOUS PERCENT	BARE SOIL ACRES	BARE SOIL PERCENT	WATER ACRES	WATER PERCENT
791.20	466.22	58.93	85.08	10.75	190.79	24.11	5.47	0.69	43.64	5.52
396.57	9.82	2.48	361.14	91.07	21.47	5.41	3.86	0.97	0.27	0.07
79.56	15.45	19.42	45.25	56.88	17.82	22.40	1.04	1.30	0.00	0.00
307.79	134.80	43.80	71.73	23.31	96.85	31.47	1.48	0.48	2.92	0.95
169.41	69.71	41.15	66.49	39.25	33.03	19.50	0.19	0.11	0.00	0.00
383.10	182.96	47.76	111.43	29.09	77.47	20.22	7.46	1.95	3.78	0.99
657.97	263.84	40.10	204.92	31.14	151.35	23.00	2.62	0.40	35.25	5.36
169.19	52.89	31.26	64.61	38.19	51.37	30.36	0.32	0.19	0.00	0.00
740.46	358.59	48.43	225.51	30.46	154.22	20.83	0.00	0.00	2.14	0.29
164.86	75.75	45.95	36.53	22.16	52.47	31.82	0.11	0.07	0.00	0.00
164.19	60.78	37.02	81.82	49.83	19.00	11.57	2.59	1.58	0.00	0.00
126.73	34.80	27.46	60.65	47.86	30.98	24.44	0.00	0.00	0.30	0.24
145.38	27.50	18.92	80.68	55.50	36.49	25.10	0.70	0.48	0.00	0.00
255.43	25.53	9.99	103.87	40.66	65.70	25.72	11.37	4.45	48.96	19.17
281.25	123.16	43.79	93.20	33.14	58.84	20.92	6.06	2.15	0.00	0.00
80.58	48.18	59.79	23.20	28.79	9.17	11.38	0.03	0.03	0.00	0.00
144.56	86.33	59.72	35.04	24.24	22.78	15.75	0.13	0.09	0.29	0.20
317.25	134.65	42.44	128.40	40.47	54.07	17.04	0.00	0.00	0.13	0.04
57.98	2.13	3.67	50.25	86.67	4.10	7.08	0.55	0.94	0.95	1.63
340.51	148.07	43.49	104.31	30.63	77.18	22.66	10.36	3.04	0.60	0.18
568.61	215.12	37.83	97.61	17.17	227.34	39.98	25.67	4.51	2.88	0.51
184.74	96.03	51.98	60.45	32.72	27.63	14.96	0.63	0.34	0.00	0.00
1,778.54	272.23	15.31	725.02	40.76	657.95	36.99	108.50	6.10	14.85	0.83
450.05	163.13	36.25	207.16	46.03	78.95	17.54	0.00	0.00	0.82	0.18
68.62	41.24	60.09	19.09	27.82	8.29	12.09	0.00	0.00	0.00	0.00
215.50	67.91	31.51	73.56	34.13	72.32	33.56	1.72	0.80	0.00	0.00
188.99	2.30	1.22	173.16	91.63	7.64	4.04	5.74	3.04	0.15	0.08
374.49	45.01	12.02	239.29	63.90	84.08	22.45	4.98	1.33	1.14	0.31
353.90	93.31	26.37	155.69	43.99	89.17	25.20	15.73	4.45	0.00	0.00
1,176.17	461.90	39.27	437.69	37.21	270.11	22.97	0.00	0.00	6.47	0.55
186.94	99.64	53.30	37.88	20.26	48.49	25.94	0.93	0.50	0.00	0.00
237.28	88.31	37.22	106.95	45.07	40.27	16.97	1.74	0.73	0.00	0.00
620.91	198.09	31.90	240.34	38.71	176.57	28.44	5.87	0.95	0.04	0.01
465.53	195.82	42.06	174.67	37.52	94.07	20.21	0.97	0.21	0.00	0.00



ALLIANCE FOR COMMUNITY TREES DAY

FORGOTTEN HOMES



PROJECT TIMELINE





PARTNERS

- Samuel U Rogers
- 12th street Heritage Foundation
- KCMO Housing Authority
- KCMO Parks & Rec
- Early Start
- EPA Region 7
- Lincoln University Extension
- Bank Of America
- Arbor Day Foundation





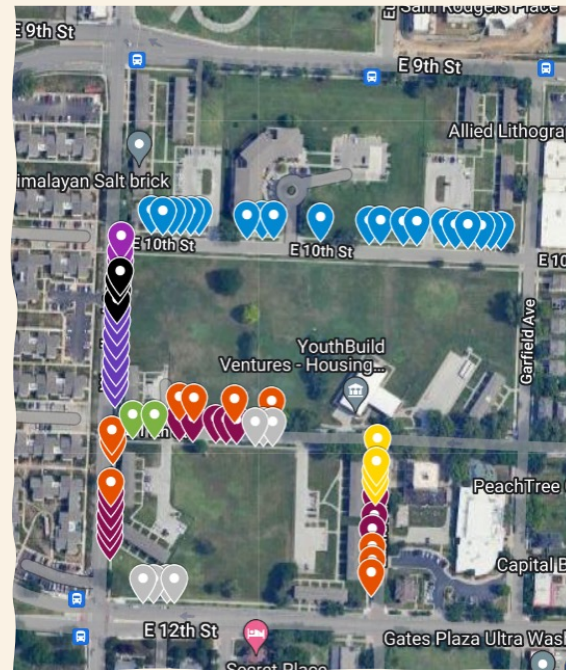
HEALTH AND HARVEST FESTIVAL



ALLIANCE FOR COMMUNITY TREES DAY

TREE PLANTING

- 20 trees planted as a part of Health & Harvest Celebration
- 60 Planted by BTG's workforce training program





ALLIANCE FOR COMMUNITY TREES DAY



ALLIANCE FOR COMMUNITY TREES DAY

IMPACT

Additional momentum for trees has resulted in 100's more being planted in the neighborhood





ALLIANCE FOR COMMUNITY TREES DAY

Eastwood Hills Asset Map

25 views
Last edit was seconds ago

Add layer Share Preview

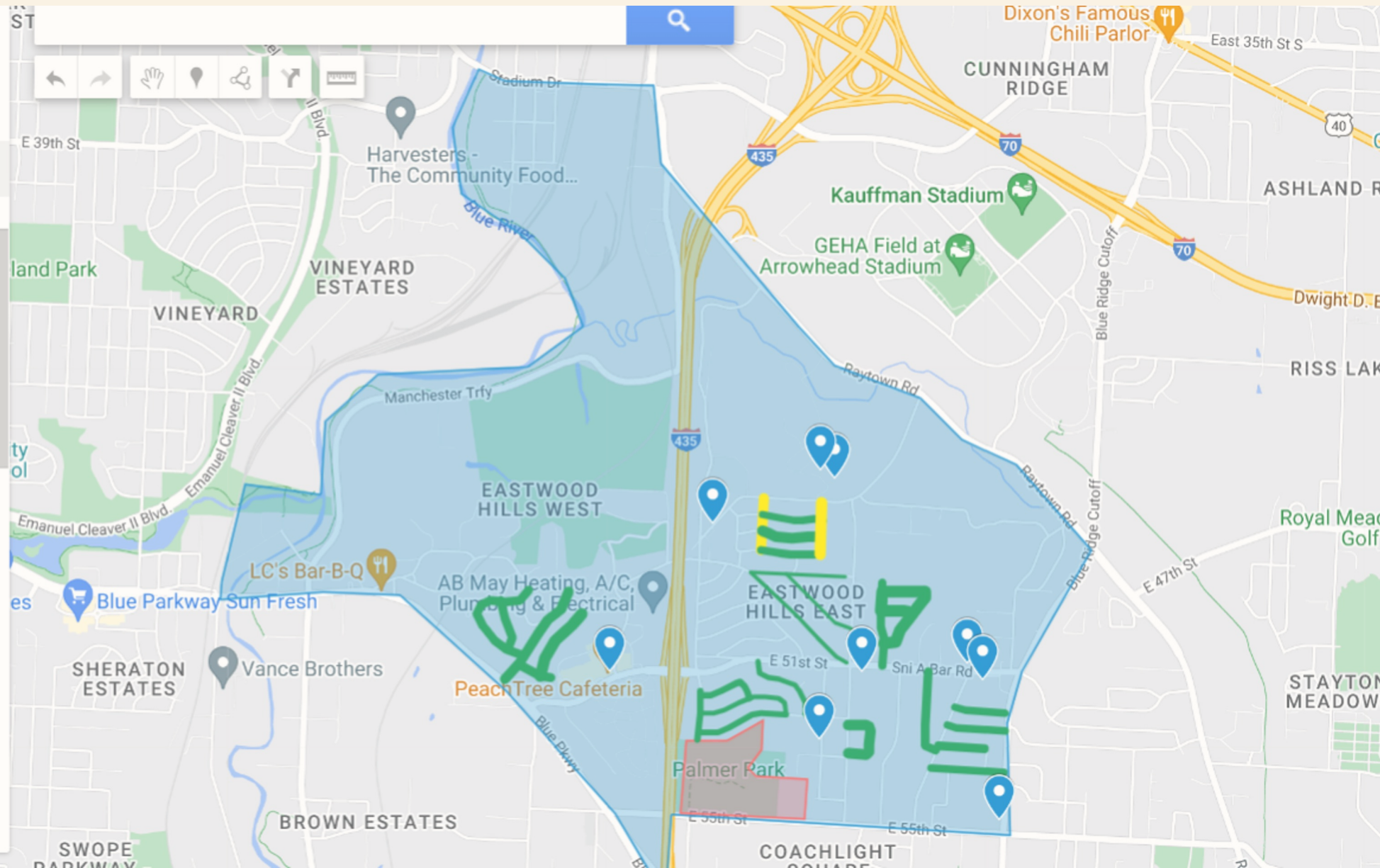
Neighborhood Boundary

Assets

- Individual styles
- Eastwood Hills Community A...
- Eastwood Hills Elementary
- Municipal Farms
- BoysGrow
- Graceway Church
- PeachTree Buffet - YUM
- Shilo Church and Daycare
- Ebenezer Baptist Church
- Landmark Church
- Tyson Summit

Streets to scout?

Individual styles



PLANT THE PASEO
with Heartland Tree Alliance
April 27th from 10am-2pm

Bridging The Gap
Heartland Tree Alliance

DUNN PARK
TREE SPECIES WILL INCLUDE:

- Bur Oak
- Espresso Coffee Tree
- Eastern Redbud
- Tulip Tree
- Redmond Linden
- Flashfire Sugar Maple
- Frontier Elm
- Ivory Silk Lilac Tree

30 trees total

PASEO MEDIAN
TREE SPECIES WILL INCLUDE:

- Platanus
- Red Oak
- White Oak
- American Sentry Linden
- Princeton Elm
- Hophornbeam
- Tulip Tree
- Autumn Brilliance Serviceberry
- Emerald Sunshine Elm
- Frontier Elm
- Spring Snow Crabapple
- Red Maple

49 trees total

DUNBAR NEIGHBORHOOD

We'll be planting in your area!

Tree Species may Include :

- Skylone Locust
- Bald Cypress
- Swamp White Oak
- Tulip Tree
- Eastern Redbud
- Serviceberry
- Emerald Sunshine Elm
- Espresso Coffee
- Princeton Elm
- Red Oak
- Shingle Oak

Other Potential Species: Catalpa, Hackberry, Hickory, Hop Hornbeam, Osage Orange, Linden, and London Planetree
(subject to change)

Brought to you by the **HEARTLAND TREE ALLIANCE**
Funded by Kansas City Parks & Recreation

THE GROVE

1500 BENTON

Join us for a tree planting event **Saturday, May 11th** as we plant 23 trees in the park. We will be handing out household supply kits to the first neighbors who come down to the park.

Tree Planting Event with Heartland Tree Alliance and Supply Giveaway

SAVE THE DATE!
May 11th, 2024
10AM- 1 PM

SIGN UP TO VOLUNTEER

SIGN UP > BRIDGINGTHEGAP.ORG/BTGEVENTS





WATER & ENERGY SAVERS

SAVE WATER & ENERGY AT HOME

Receive free water-saving and energy-efficiency upgrades to your home – and save money on your utility bills.

SCHEDULE A FREE APPOINTMENT

LITTER PROGRAMS

Learn more about our litter abatement resources and how YOU can get involved!



TOOL LENDING SHED




GREEN EVENTS



STREAM CLEANUPS





Bridging The Gap

THANK YOU

Joe Wheelock

joe.wheelock@bridgingthegap.org



ALLIANCE FOR COMMUNITY TREES DAY